

Bee County, Texas

SCHEDULE OF INVESTMENT ACTIVITY

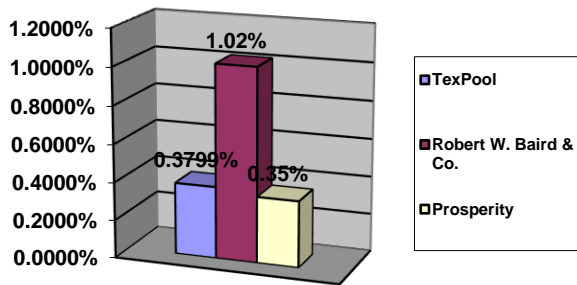
For The Quarter Ending September 30, 2016

Prepared By:
County Auditor's Office

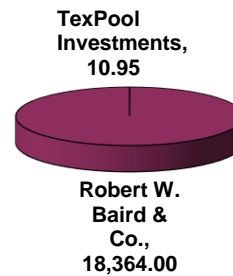
**Bee County, Texas
Schedule of Investment Activity Combined
For the Quarter Ended September 30, 2016**

Investments	Balance 6/30/2016	Deposits	Withdrawals	Interest	Balance 9/30/2016
TexPool Investments	12,048.54	0.00	0.00	10.95	12,059.49
Robert W. Baird & Co.	5,977,236.73	0.00	2,988.61	18,364.00	5,992,612.12
TOTALS	5,989,285.27	0.00	2,988.61	18,374.95	6,004,671.61

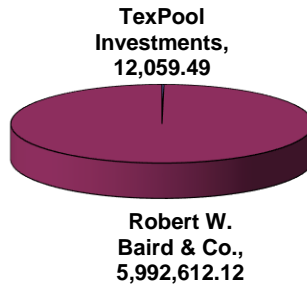
**Interest Rates For the Quarter Ended
September
30, 2016**



**Earned on Investments For the
Quarter Ended September 30, 2016**



**Total of Bee County Investments as of
September 30, 2016**



April A. Cantu, Bee County Auditor

Bee County, Texas
Schedule of Investment Activity Combined
For the Quarter Ended September 30, 2016

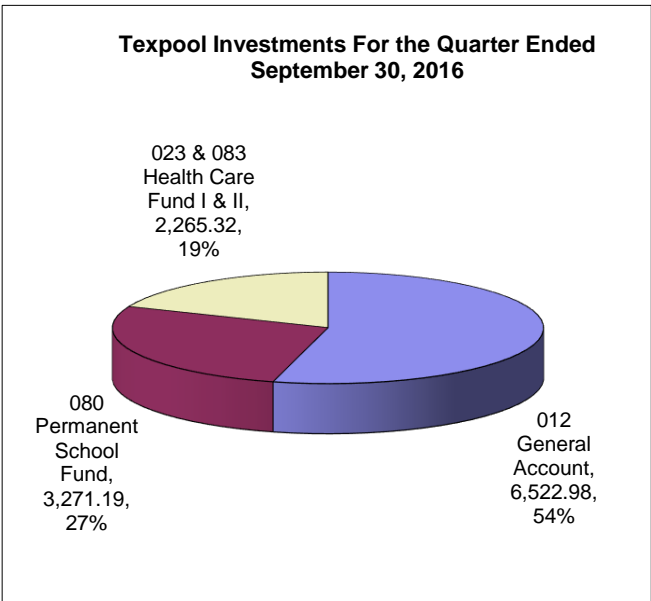
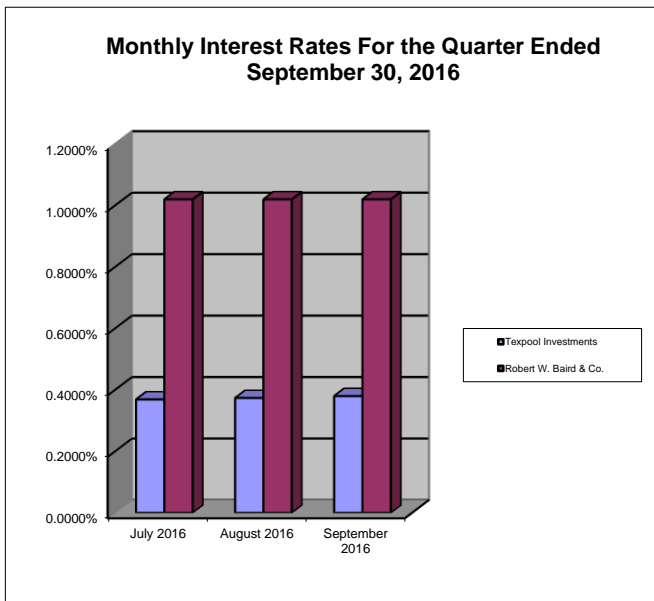
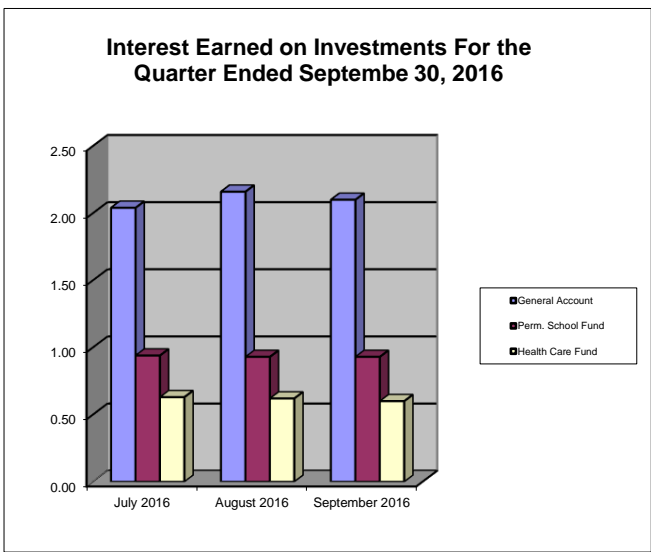
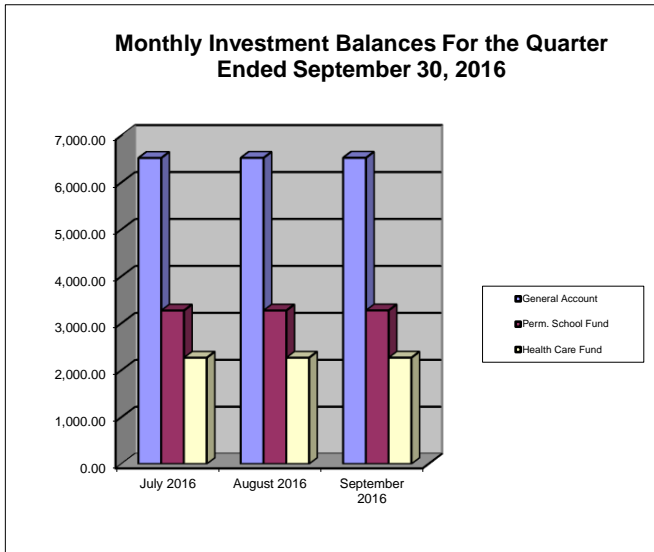
MONTHLY BALANCES	<u>September 2016</u>
TexPool Investments	12,059.49
Robert W. Baird & Co.	5,992,612.12
Total Monthly Balance	<u><u>6,004,671.61</u></u>

INTEREST EARNED	<u>September 2016</u>
TexPool Investments	10.95
Robert W. Baird & Co.	18,364.00
Robert W. Baird & Co. Prof. Services	-2,988.61
Robert W. Baird & Co. Cost Rpt. & Other Exp.	0.00
Total Monthly Balance	<u><u>15,386.34</u></u>

INTEREST RATES	<u>September 2016</u>
TexPool Investments	0.3799%
Robert W. Baird & Co.	1.02%
Prosperity	0.35%

Bee County, Texas
Schedule of Investment Activity Texpool
For the Quarter Ended September 30, 2016

Texpool Investments	Balance 6/30/2016	Deposits	Withdrawals	Interest	Balance 9/30/2016
1. 012 General Account	6,516.68	0.00	0.00	6.30	6,522.98
2. 080 Perm. School Fund	3,268.39	0.00	0.00	2.80	3,271.19
3. 023 & 083 Health Care I & II	2,263.47	0.00	0.00	1.85	2,265.32
TOTALS	12,048.54	0.00	0.00	10.95	12,059.49



April A. Cantu, Bee County Auditor

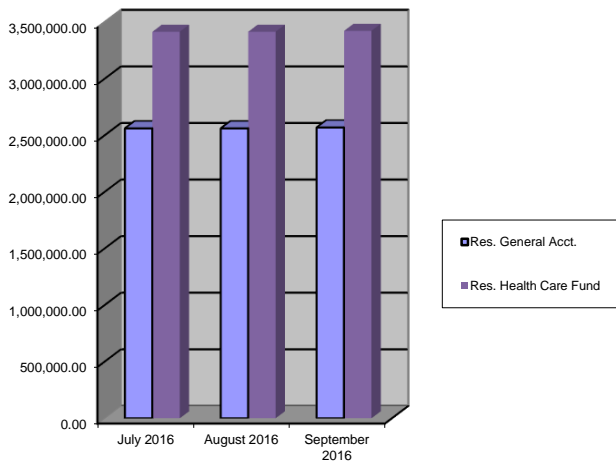
Bee County, Texas
Schedule of Investment Activity Texpool
For the Quarter Ended September 30, 2016

MONTHLY BALANCES	July 2016	August 2016	September 2016
012 General Account	6,518.72	6,520.88	6,522.99
080 Permanent School Fund	3,269.33	3,270.26	3,271.19
023 & 083 Health Care Fund I & II	2,264.10	2,264.72	2,265.32
Total Monthly Balance	12,052.15	12,055.86	12,059.50
INTEREST EARNED	July 2016	August 2016	September 2016
012 General Account	2.04	2.16	2.10
080 Permanent School Fund	0.94	0.93	0.93
023 & 083 Health Care Fund I & II	0.63	0.62	0.60
Total Monthly Balance	3.61	3.71	3.63
INTEREST RATES	July 2016	August 2016	September 2016
TexPool Investments	0.3690%	0.3737%	0.3799%
Robert W. Baird & Co.	1.02%	1.02%	1.02%
GENERAL ACCT INVESTMENTS	July 2016	August 2016	September 2016
General Fund 012	1,450.14	1,450.62	1,451.11
Co. Clerk Records Mgmt Fund 014	129.27	129.31	129.35
Courthouse Security Fund 017	32.04	32.05	32.06
Road & Bridge Fund 020	3,147.22	3,148.26	3,149.27
Special Road Tax Fund 021	0.00	0.00	0.00
Fuel Farm Fund 022	24.47	24.48	24.49
Farm to Market Fund 025	20.22	20.23	20.24
Co. Records Management Fund 026	503.05	503.22	503.38
Abandoned Vehicle Fund 030	8.33	8.33	8.33
Law Library Fund 047	224.02	224.09	224.16
Refunding I & S Fund 060	60.51	60.53	60.55
Right of Way Fund 073	259.99	260.08	260.16
Technology Fund 082	98.91	98.94	98.97
Group Health Ins Fund 095	560.55	560.74	560.92
TOTAL GENERAL ACCOUNT INV.	6,518.72	6,520.88	6,522.99

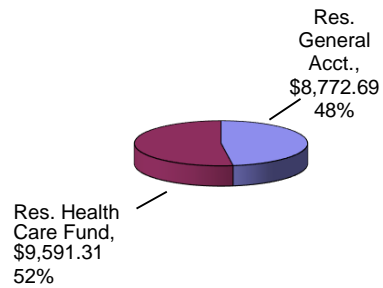
Bee County, Texas
Schedule of Investment Activity Robert W. Baird & Co.
For the Quarter Ended September 30, 2016

Robert W. Baird & Co. Investments	Balance 6/30/2016	Deposits	Withdrawals	Interest	Balance 9/30/2016
012 Reserve General Account	2,561,647.00	0.00	1,280.82	8,772.69	2,569,138.87
023 & 083 Reserve Health Care Fund	3,415,589.73	0.00	1,707.79	9,591.31	3,423,473.25
TOTALS	5,977,236.73	0.00	2,988.61	18,364.00	5,992,612.12

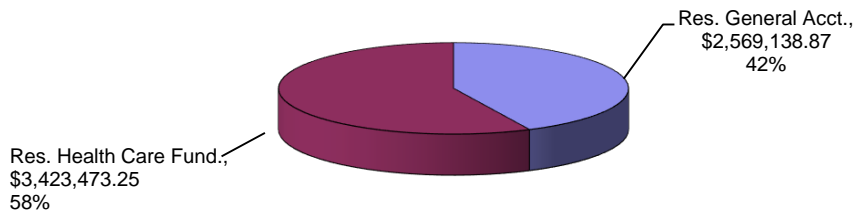
Monthly Investment Balances For the Quarter Ended September 30, 2016



Earned on Investments For the Quarter Ended September 30, 2016



Robert W. Baird & Co. Total Investment as of September 30, 2016



April A. Cantu, Bee County Auditor

Bee County, Texas
Schedule of Investment Activity Robert W. Baird & Co.
For the Quarter Ended September 30, 2016

MONTHLY BALANCES	July 2016	August 2016	September 2016
012 Reserve General Account	2,561,647.00	2,561,647.00	2,569,138.87
023 & 083 Reserve Health Care Fund	3,415,589.73	3,415,589.73	3,423,473.25
Total Monthly Balance	5,977,236.73	5,977,236.73	5,992,612.12
INTEREST EARNED	July 2016	August 2016	September 2016
012 Reserve General Account	0.00	0.00	8,772.69
023 & 083 Reserve Health Care Fund	0.00	0.00	9,591.31
General & HealthCare Fund Prof Services Fee	0.00	0.00	-2,988.61
Other Fees & Costs	0.00	0.00	0.00
Total Monthly Balance	0.00	0.00	15,375.39
INTEREST RATES	September 2016		
Robert W. Baird & Co.	1.02%		
GENERAL ACCT INVESTMENTS	July 2016	August 2016	September 2016
General Fund 012	2,561,647.00	2,561,647.00	2,569,138.87
TOTAL GENERAL ACCOUNT INV.	2,561,647.00	2,561,647.00	2,569,138.87